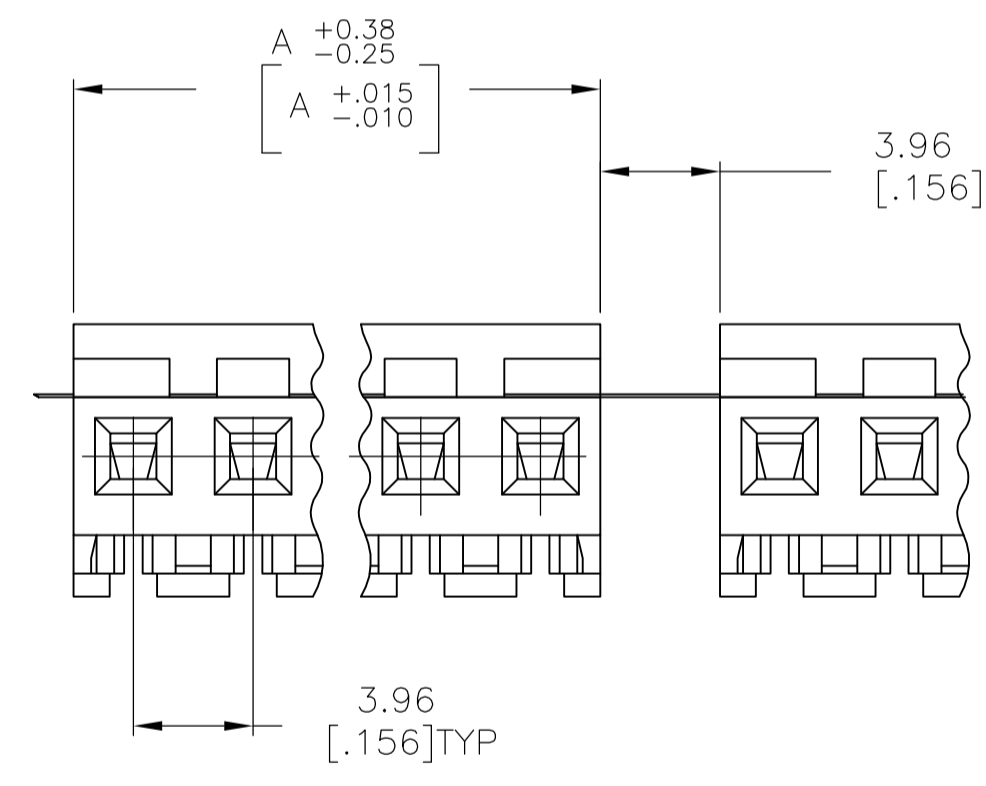
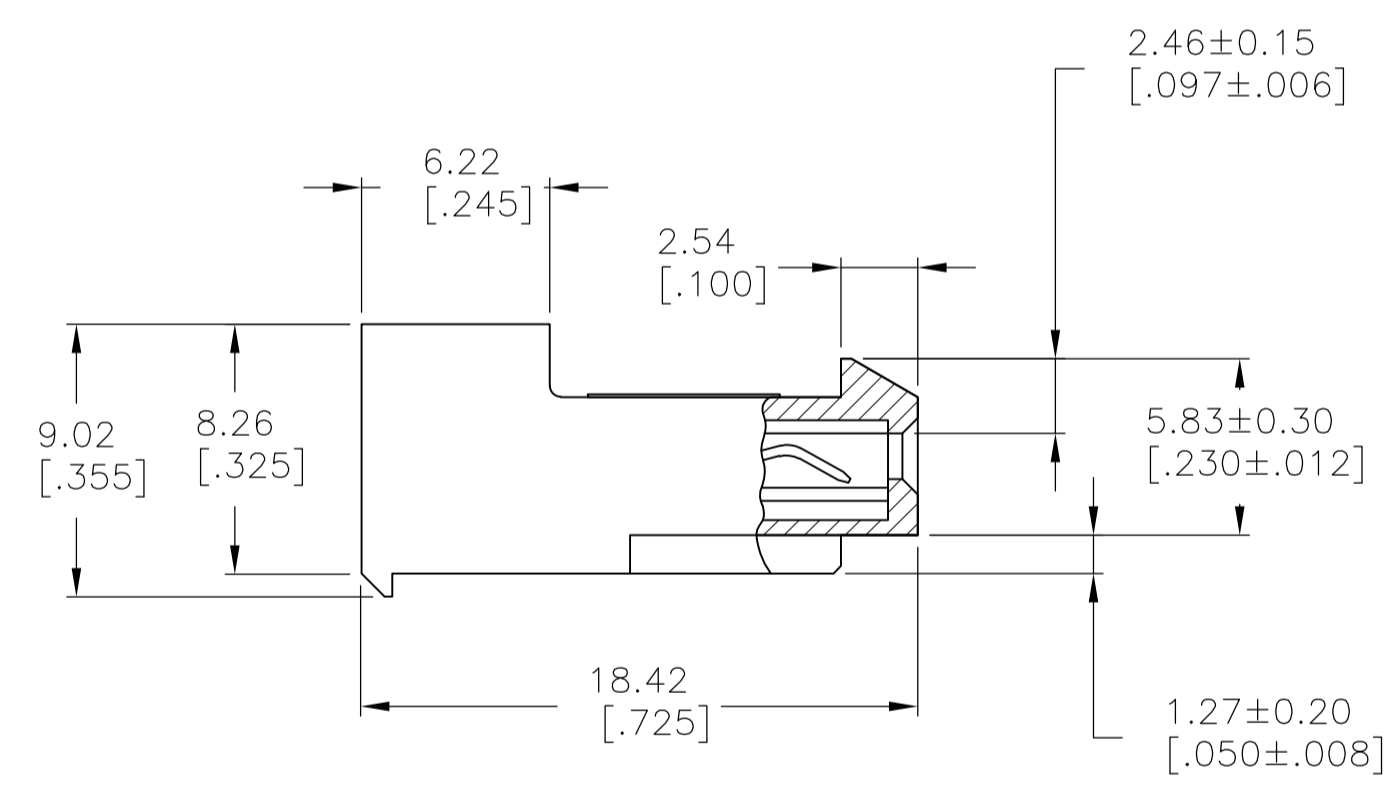


CONNECTOR ASSEMBLY

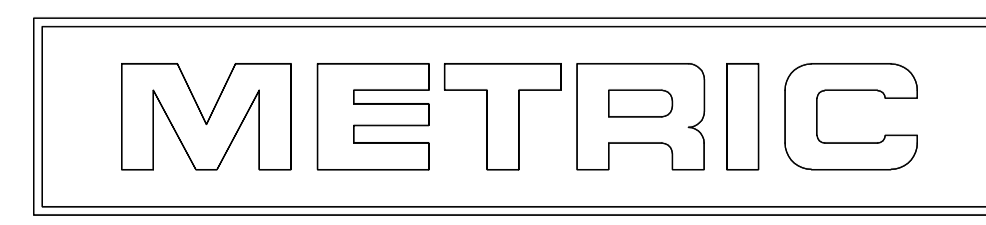
TAPE



- 1 MATERIAL: CONTACTS - 0.30[.012] THICK COPPER ALLOY BRIGHT TIN-LEAD 0.00203[.000080] MIN THICK FOR CONTACTS 640474-2 THRU 2-640474-4 MATTE WHISKER MITIGATED TIN 0.00203[.000080] MIN THICKNESS OVER NICKEL UNDERPLATE FOR 3-640474-2 THRU 5-640474-4
2. CONTACTS ACCEPT 22 AWG WIRE WITH 2.41[.095] MAX INSULATION DIAMETER.
3. CONTACTS MUST ACCEPT 1.14±0.03[.045±.001] SQUARE POST AND REMAIN LOCKED IN POSITION.
- 4 IDENTIFICATION NUMBER FOR LAST CIRCUIT MAY NOT APPEAR ON ALL ASSEMBLIES.
5. DIMENSIONS IN BRACKETS ARE IN INCHES.
6. HOUSING FEATURES ARE: CLOSED END WITH LOCKING RAMP.

95.10	[3.744]	24	5-640474-4
91.13	[3.588]	23	5-640474-3
87.17	[3.432]	22	5-640474-2
83.21	[3.276]	21	5-640474-1
79.25	[3.120]	20	5-640474-0
75.29	[2.964]	19	4-640474-9
71.32	[2.808]	18	4-640474-8
67.36	[2.652]	17	4-640474-7
63.40	[2.496]	16	4-640474-6
59.44	[2.340]	15	4-640474-5
55.47	[2.184]	14	4-640474-4
51.51	[2.028]	13	4-640474-3
47.55	[1.872]	12	4-640474-2
43.59	[1.716]	11	4-640474-1
39.62	[1.560]	10	4-640474-0
35.66	[1.404]	9	3-640474-9
31.70	[1.248]	8	3-640474-8
27.74	[1.092]	7	3-640474-7
23.77	[.936]	6	3-640474-6
19.81	[.780]	5	3-640474-5
15.85	[.624]	4	3-640474-4
11.89	[.468]	3	3-640474-3
7.92	[.312]	2	3-640474-2
95.10	[3.744]	24	2-640474-4
91.13	[3.588]	23	2-640474-3
87.17	[3.432]	22	2-640474-2
83.21	[3.276]	21	2-640474-1
79.25	[3.120]	20	2-640474-0
75.29	[2.964]	19	1-640474-9
71.32	[2.808]	18	1-640474-8
67.36	[2.652]	17	1-640474-7
63.40	[2.496]	16	1-640474-6
59.44	[2.340]	15	1-640474-5
55.47	[2.184]	14	1-640474-4
51.51	[2.028]	13	1-640474-3
47.55	[1.872]	12	1-640474-2
43.59	[1.716]	11	1-640474-1
39.62	[1.560]	10	1-640474-0
35.66	[1.404]	9	640474-9
31.70	[1.248]	8	640474-8
27.74	[1.092]	7	640474-7
23.77	[.936]	6	640474-6
19.81	[.780]	5	640474-5
15.85	[.624]	4	640474-4
11.89	[.468]	3	640474-3
7.92	[.312]	2	640474-2

DIM A	NO OF CIRCUITS	PART NO
-------	----------------	---------



THIS DRAWING IS A CONTROLLED DOCUMENT. DIN 9139 LEWIS 2-12-91  
 CDR R SWING 2-12-91  
 Tyco Electronics Corporation Harrisburg, Pa 17105-3608

DIMENSIONS: mm [INCHES] TOLERANCES UNLESS OTHERWISE SPECIFIED:  
 0 PLC ± -  
 1 PLC ± -  
 2 PLC ± -  
 3 PLC ± 0.13 [.005]  
 4 PLC ± -  
 ANGLES ± -

MATERIAL 1 FINISH 1

PRODUCT SPEC 108-1051  
 APPLICATION SPEC 114-1020  
 WEIGHT -  
 CUSTOMER DRAWING

SIZE A1  
 CAGE CODE 00779  
 DRAWING NO 640474  
 SCALE 4:1 SHEET 1 OF 1 REV W